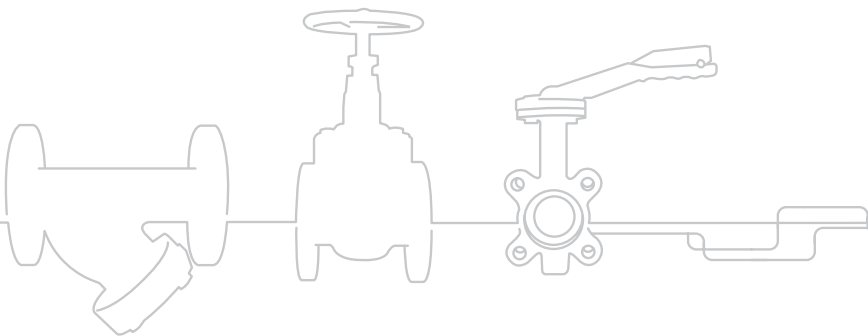


DZR Brass Valves



Product Information



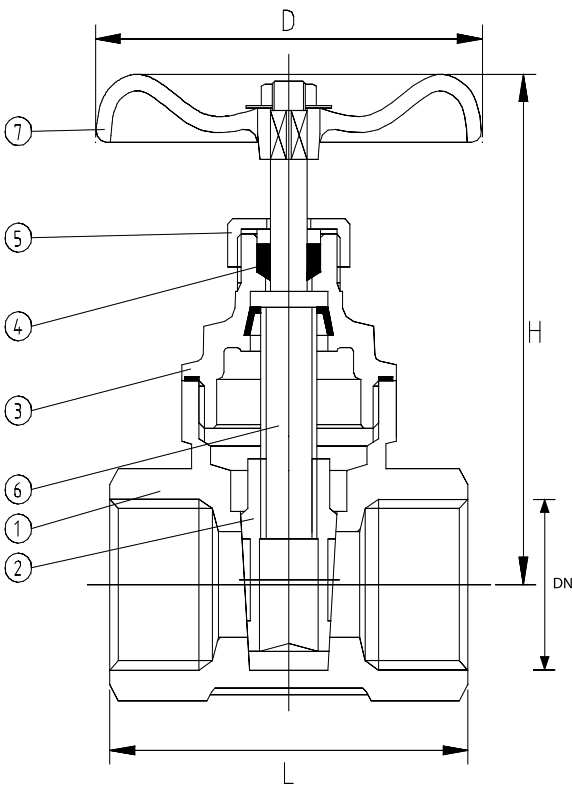
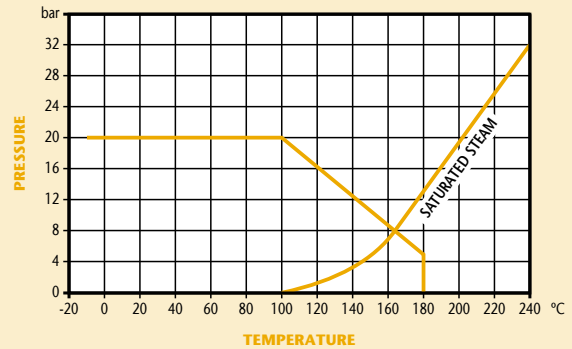


PN20 DZR Brass Gate Valve

Features

- Screwed BSP Taper
- DZR Brass Body & Wedge
- Cast Hand Wheel
- BS5154

Pressure / Temperature



Technical Data

Max Pressure 20 Bar
Working Temperature -10°C to +180°C

DN	1/2"	3/4"	1"	1 1/4"	1 1/2"	2"
L	43	46	52	65	66	82.5
H	72.1	76.7	87.6	103	113.7	147.7
D	55	55	60	72	72	80
Kgs	0.25	0.33	0.45	0.71	0.93	1.44

N.	Part Name	Materials
1	Body	DZR Brass
2	Wedge	DZR Brass
3	Bonnet	DZR Brass
4	Stem Packing	PTFE
5	Gland Nut	Brass
6	Stem	DZR Brass
7	Hand Wheel	Cast Iron

Dimensions in mm

This data sheet is designed as a guide and should not be regarded as wholly accurate in every detail. We reserve the right to amend the specification of any product without notice.

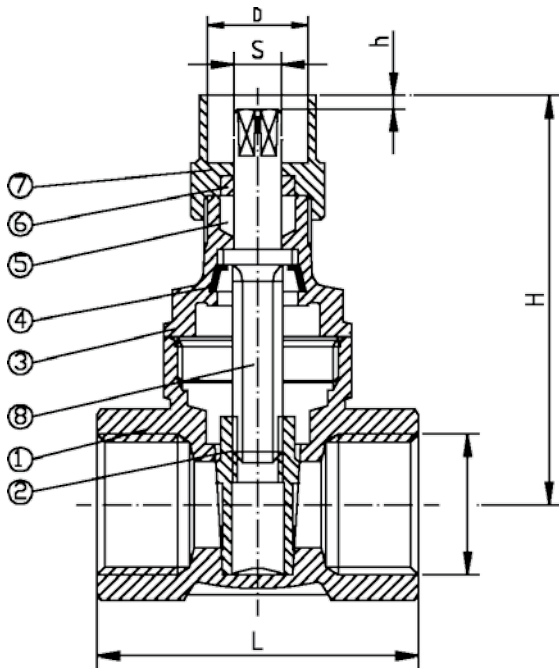
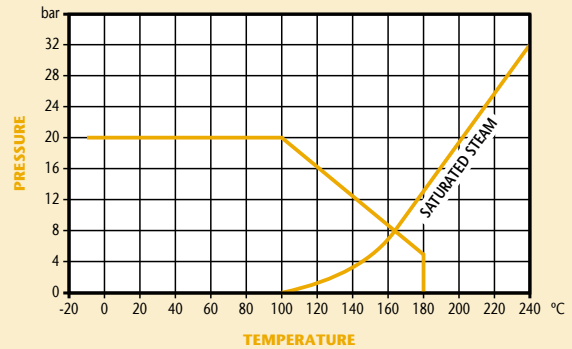


PN20 DZR Brass Gate Valve

Features

- Screwed BSP Taper
- DZR Brass Body & Wedge
- Lock Shield
- BS5154

Pressure / Temperature



Technical Data


Max Pressure 20 Bar
Working Temperature -10°C to +180°C

DN	1/2"	3/4"	1"	1 1/4"	1 1/2"	2"
L	43	46	52	65	66	82.5
H	63.5	67.3	68.9	87.7	96.7	114.5
S	6.3	6.3	6.3	6.3	8.0	8.0
h	4.5	4.5	4.5	4.5	4.5	4.5
D	15	15	15	16.5	19.5	19.5
Kgs	0.20	0.27	0.39	0.59	0.83	1.31

N.	Part Name	Materials
1	Body	DZR Brass
2	Wedge	DZR Brass
3	Bonnet	DZR Brass
4	Lock Nut	Brass
5	Stem Packing	PTFE
6	Gland	Brass
7	Packing Nut	Brass
8	Stem	DZR Brass

Dimensions in mm

This data sheet is designed as a guide and should not be regarded as wholly accurate in every detail. We reserve the right to amend the specification of any product without notice.

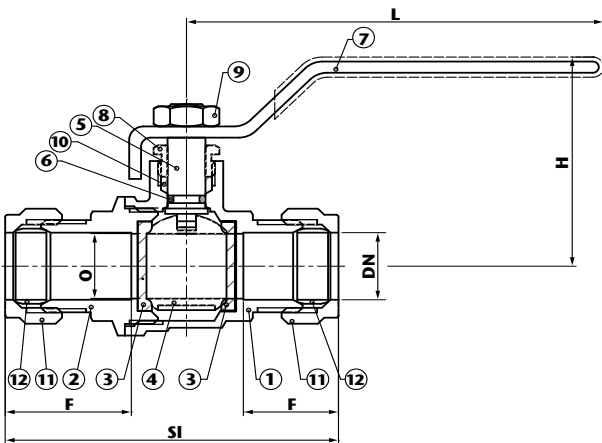
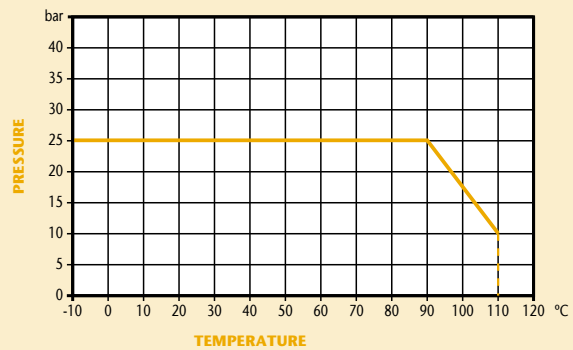


PN25 DZR Brass Ball Valve

Features

- Compression Ends
- Anti-Blow-Out Stem
- PTFE Seats & Seals
- Full Bore
- WRAS Approved

Pressure / Temperature



DN	15	22	28	35	42	54
O	14.5	19.0	24.5	31.5	39.5	49.5
F	18.75	20.25	22	24	28	32
S1	70.5	80	91.5	109	123	150
H	52.5	54.5	69	78	86	100
L	83	93	124	133	133	158
Kgs	0.23	0.34	0.57	0.94	1.31	2.15

Technical Data

Max Pressure 25 Bar
 Working Temperature -10°C to +110°C

N.	Part Name	Materials
1	Body	DZR Brass
2	Body End	DZR Brass
3	Seat	PTFE
4	Ball	Brass Chrome Plated
5	Stem	Brass
6	O-ring	NBR
7	Lever	Steel
8	Lock Nut	Brass
9	Nut	Steel
10	Stem Packing	PTFE
11	Nut	Brass
12	Olive	Brass

Dimensions in mm

This data sheet is designed as a guide and should not be regarded as wholly accurate in every detail. We reserve the right to amend the specification of any product without notice.

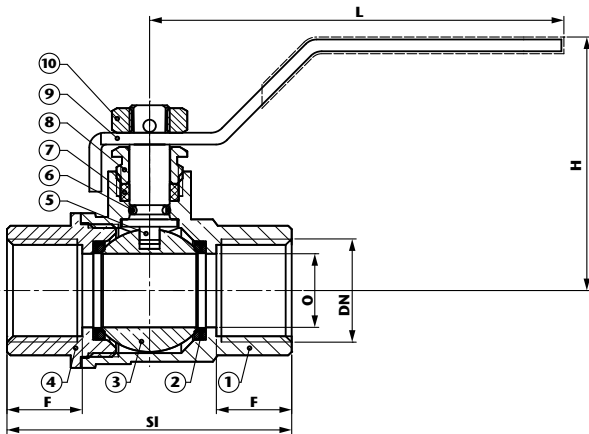
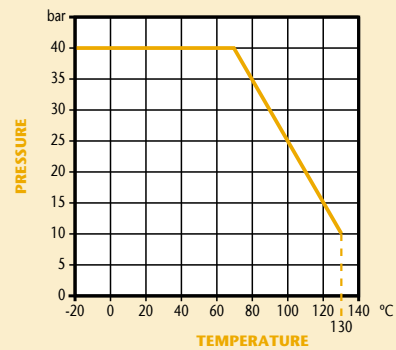


PN40 DZR Brass Ball Valve

Features

- Screwed BSPT Ends
- Anti-Blow-Out Stem
- PTFE Seats & Seals
- Full Bore
- WRAS Approved

Pressure / Temperature



DN	1/4"	3/8"	1/2"	3/4"	1"	1 1/4"	1 1/2"	2"
O	10	10	14.5	19	24.5	31.5	40	49
F	11.5	11.5	15	18	19.5	20	21	26.5
S1	45	45	57	67	77	88	99	121
H	41	41	52	49	62	81	90	96
L	82	82	87.5	100	125	141	141	165
Kgs	0.15	0.14	0.21	0.32	0.49	0.75	1.00	1.61

Technical Data

Max Pressure 40 Bar
 Working Temperature -20°C to +130°C

N.	Part Name	Materials
1	Body	DZR Brass
2	Seat	PTFE
3	Ball	Brass Chrome Plated
4	Body End	DZR Brass
5	Stem	Brass
6	'O' Ring	NBR
7	Stem Packing	PTFE
8	Lock Nut	Brass
9	Lever	Steel
10	Nut	Steel

Dimensions in mm

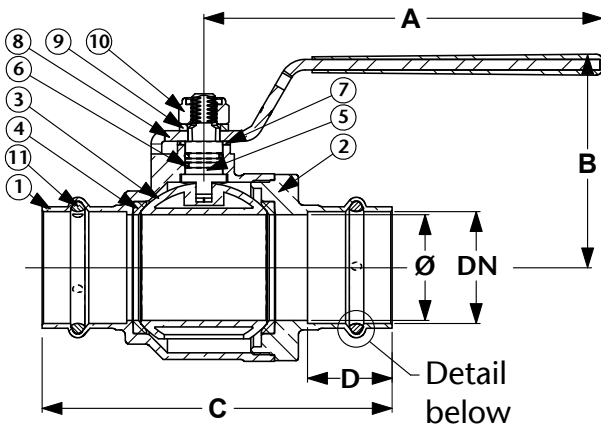
This data sheet is designed as a guide and should not be regarded as wholly accurate in every detail. We reserve the right to amend the specification of any product without notice.



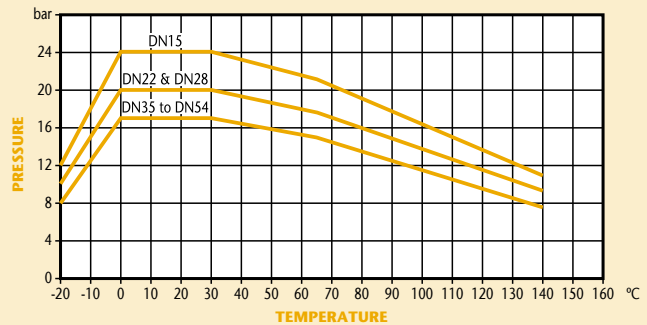
PN16 DZR Press Ball Valve

Features

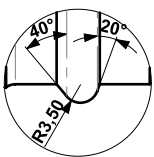
- Universal M & V Press 15mm to 35mm
- Dedicated M & V Profiles 42mm & 54mm (See diagram)
- Full Bore
- DZR Brass Body
- PTFE Seats
- EPDM 'O' Rings
- Pre-Press Leak Detection
- WRAS Approved



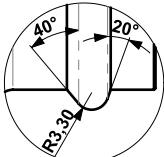
Pressure / Temperature



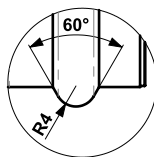
'M' Press (DN42)



'M' Press (DN54)



'V' Press (DN42+54)



NB: Sizes 15mm to 35mm can be pressed with both 'M' and 'V' press jaws. Always use the appropriate 'M' or 'V' press sling to press sizes 42mm and 54mm

Technical Data

Max Pressure 16 Bar
Working Temperature -20°C to +140°C

Dimensions in mm

This data sheet is designed as a guide and should not be regarded as wholly accurate in every detail. We reserve the right to amend the specification of any product without notice.

DN	15	22	28	35	42	54
A	90	90	110	110	150	150
B	47	52	57	65	81	89
C (M Press)	78	91	99	107	133	155
C (V Press)	78	91	99	107	133	163
D (M Press)	22	25	27	27	32	33
D (V Press)	22	25	27	27	32	37
Kgs	0.19	0.31	0.49	0.72	1.17	1.72

N.	Part Name	Materials
1	Body	DZR Brass
2	Screwed End	DZR Brass
3	Ball	Brass Chrome Plated
4	Ball Gaskets	PTFE
5	Stem	Brass
6	O-Ring	FKM 70 SH
7	Anti-Friction Ring	PTFE
8	Handle	Steel
9	Washer	Brass
10	Self-Locking Nut	Steel
11	O-Ring	EPDM 70 PEROX



Certificate No. 1437B



Certificate No. 1437A

Distributor